

JCPT(HD)

Self-Propelled Scissor Lifts (Hydraulic Motor Drive)

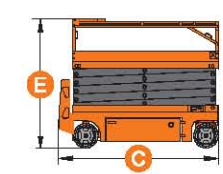
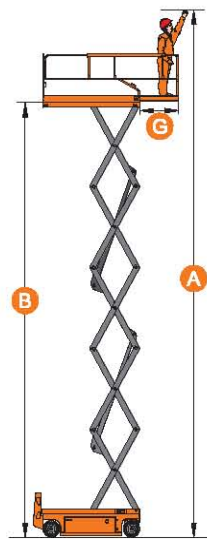


Standard Equipment

- Proportional Controls
- Self-lock Gate On Platform
- Automatic Pothole Protection
- Drivable At Full Height
- Onboard Diagnostic System
- Non Marking Tyre
- Automatic Brake System
- Emergency Lowering System
- Emergency Stop Button
- Cylinder Holding Valve
- Extended Platform
- Horn
- Forklift Pockets
- Charger Protection
- All Motion Alarm
- 2WD
- Safety Brackets
- Hour Meter
- Flashing Beacon
- Tilt Sensor With Alarm
- Folding Guardrails

Options

- Overload Sensor With Alarm
- AC Power To Platform
- Platform Work Lights
- Airline To Platform



| DINGLI | JCPT1412HD | JCPT1612HD | JCPT1614HD |
|---------------------------------------|-------------|-------------|-------------|
| S.W.L(CE) | 320kg | 200kg | / |
| S.W.L(ANSI) | 250kg | / | 227kg |
| S.W.L On Extension | 113kg | 113kg | 113kg |
| Max.Occupants | 3 | 2 | 2 |
| A Max.Working Height | 13.80m | 15.70m | 15.70m |
| B Max.Platform Floor Height | 11.80m | 13.70m | 13.70m |
| C Overall Length | 2.48m | 2.84m | 2.84m |
| D Overall Width | 1.19m | 1.25m | 1.39m |
| Overall Height(Rails Up) | 2.59m | 2.59m | 2.59m |
| E Overall Height(Rails Down) | 2.05m | 2.05m | 2.05m |
| Platform Size(Length/Width F) | 2.27m×1.12m | 2.64m×1.12m | 2.64m×1.12m |
| G Platform Extension Size | 0.90m | 0.90m | 0.90m |
| Ground Clearance(Stowed) | 0.10m | 0.10m | 0.10m |
| Ground Clearance(Raised) | 0.019m | 0.019m | 0.019m |
| Wheelbase | 1.87m | 2.22m | 2.22m |
| Turning Radius(Inside/Outside) | 0m/2.20m | 0m/2.65m | 0m/2.70m |
| Drive/Lifting Motor | 24V/4.5kW | 24V/4.5kW | 24V/4.5kW |
| Travel Speed(Stowed) | 3.5km/h | 3.5km/h | 3.5km/h |
| Travel Speed(Raised) | 0.8km/h | 0.8km/h | 0.8km/h |
| Up/Down Speed | 84/38sec | 88/60sec | 88/60sec |
| Gradeability | 25% | 25% | 25% |
| Max.Working Slope(CE) | 1.5°/3° | 1.5°/3° | / |
| Max.Working Slope(ANSI) | 2°/3° | / | 2°/3° |
| Batteries | 4×12V/300Ah | 4×12V/300Ah | 4×12V/300Ah |
| Integrated Charger | 24V/25A | 24V/25A | 24V/25A |
| Tyres | Φ381×127mm | Φ381×127mm | Φ381×127mm |
| Weight(CE) | 2840kg | 3130kg | / |
| Weight(ANSI) | 3060kg | / | 3280kg |



Folding Guardrails



Safety Bracket



Compact Turning Radius



Gradeability




Swing Out Tray



Emergency Lowering System



Extended Platform



Flashing Beacon