

# JCPT0807HD

## Self-Propelled Scissor Lifts (Hydraulic Motor Drive)



### JCPT0807HD



S.W.L	230kg
S.W.L On Extension	113kg
Max.Occupants	2



<b>A</b> Max.Working Height	7.80m
<b>B</b> Max.Platform Floor Height	5.80m



<b>C</b> Overall Length	1.86m
<b>D</b> Overall Width	0.76m
Overall Height(Rails Up)	2.18m
<b>E</b> Overall Height(Rails Down)	1.84m
Platform Size(Length/Width <b>F</b> )	1.67m×0.74m
<b>G</b> Platform Extension Size	0.90m
Ground Clearance(Stowed)	0.083m
Ground Clearance(Raised)	0.016m
Wheelbase	1.36m
Turning Radius(Inside/Outside)	0m/1.64m



Drive/Lifting Motor	24V/3.3kW
Travel Speed(Stowed)	3.5km/h
Travel Speed(Raised)	0.8km/h
Up/Down Speed	18/22sec



Gradeability	25%
Max.Working Slope(CE)	1.5°/3°
Max.Working Slope(ANSI)	2°/3°




Batteries	4×6V/210Ah
Integrated Charger	24V/25A



Tyres	Φ305×100mm
-------	------------



Weight(CE)	1435kg
Weight(ANSI)	1435kg

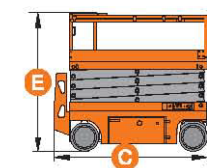
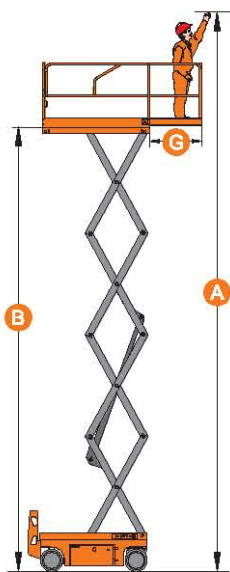


### Standard Equipment

- Proportional Controls
- Self-lock Gate On Platform
- Automatic Pothole Protection
- Drivable At Full Height
- Onboard Diagnostic System
- Non Marking Tyre
- Automatic Brake System
- Emergency Lowering System
- Emergency Stop Button
- Cylinder Holding Valve
- Extended Platform
- Horn
- Forklift Pockets
- Charger Protection
- All Motion Alarm
- 2WD
- Safety Brackets
- Hour Meter
- Flashing Beacon
- Tilt Sensor With Alarm
- Folding Guardrails

### Options

- Overload Sensor With Alarm
- AC Power To Platform
- Platform Work Lights
- Airline To Platform



Safety Bracket



Compact Turning Radius



Brake Release Valve



Gradeability



Swing Out Tray



Emergency Lowering System



Extended Platform



Pothole Device